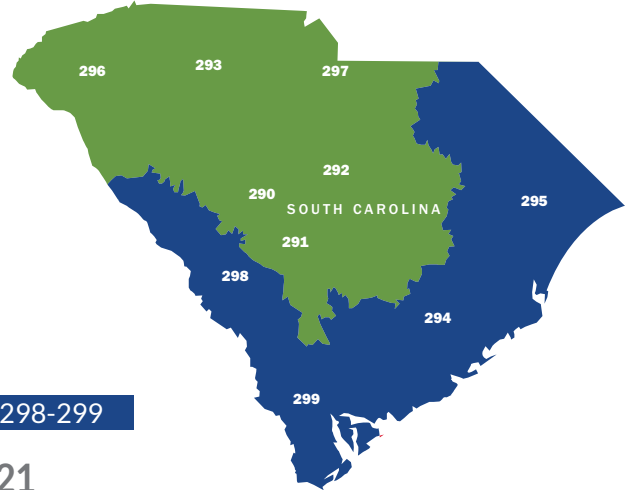


SOUTH CAROLINA | Plan F

PRODUCT HIGHLIGHTS:

Premium Rating Rule	Attained Age
GI Requirement(s)	NA
Special Enrollment Rules	NA
HHD Percent & Definition	12% Roommate*
e-App	Yes

*Reside with one person 18 years old or older for the past 12 months; or reside with your legal spouse



Area Factor 1: 290-293, 296-297

Area Factor 2: 294-295, 298-299

Area Factor 1 | FEMALE | Zip 296 | As of 8/16/2021

Carrier Name	Discounted Rate*			Effective Date
	65	68	70	
SBLI USA Life Insurance Company	100.21	105.42	111.05	8/16/21
Accendo Insurance Company	100.29	103.87	111.82	3/13/20
Manhattan Life Assurance Company of America	105.24	107.18	114.39	7/1/20
Elips Life Insurance Company	105.60	105.60	112.05	6/14/21
Nassau Life Insurance Company	106.43	110.27	115.14	7/1/21
Independence American Insurance Company	106.50	107.82	115.31	6/8/20
Atlantic Coast Life Insurance Company	107.88	107.88	112.82	4/1/21
Humana Insurance Company (Achieve)	107.97	108.65	112.16	1/1/21
Members Health Insurance Company	108.00	133.00	150.50	5/1/16
Aetna Health Insurance Company	108.29	109.54	114.96	3/1/21

Area Factor 1 | MALE | Zip 296 | As of 8/16/2021

Carrier Name	Discounted Rate*			Effective Date
	65	68	70	
SBLI USA Life Insurance Company	115.24	121.23	127.71	8/16/21
Members Health Insurance Company	108.00	133.00	150.50	5/1/16
Accendo Insurance Company	115.33	119.48	128.58	3/13/20
Elips Life Insurance Company	118.28	118.28	125.54	6/14/21
Manhattan Life Assurance Company of America	121.05	123.29	131.59	7/1/20
Nassau Life Insurance Company	122.35	126.74	132.34	7/1/21
Independence American Insurance Company	122.48	123.99	132.60	6/8/20
Resource Life Insurance Company	123.79	123.79	133.88	1/1/20
Atlantic Coast Life Insurance Company	124.00	124.00	129.68	4/1/21
Humana Insurance Company (Achieve)	124.20	124.98	129.02	1/1/21

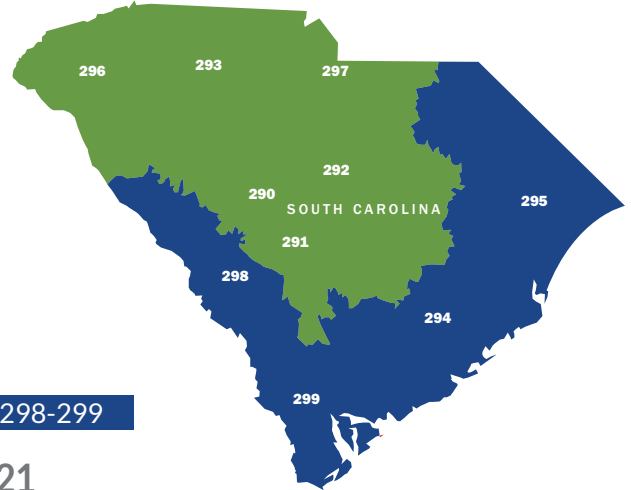
*Rates are net of household discounts. Carrier selection is based on Age 65 rates and includes the top 9 carriers plus SBLI USA. For agent use only. Not for use with consumers. Certain exclusions and limitations may apply. All products are not available in all areas. These are sample rates. Some products may be subject to underwriting. Tobacco rates may be higher. Rates are subject to change. Not affiliated with the United States government or federal Medicare program. Source of Premium Rates: CSG Actuarial data feed.

SOUTH CAROLINA | Plan G

PRODUCT HIGHLIGHTS:

Premium Rating Rule	Attained Age
GI Requirement(s)	NA
Special Enrollment Rules	NA
HHD Percent & Definition	12% Roommate*
e-App	Yes

*Reside with one person 18 years old or older for the past 12 months; or reside with your legal spouse



Area Factor 1: 290-293, 296-297

Area Factor 2: 294-295, 298-299

Area Factor 1 | FEMALE | Zip 296 | As of 8/16/2021

Carrier Name	Discounted Rate*			Effective Date
	65	68	70	
SBLI USA Life Insurance Company	89.42	89.42	89.64	8/16/21
Accendo Insurance Company	86.24	89.25	96.13	3/13/20
Manhattan Life Assurance Company of America	86.56	86.88	92.69	7/1/20
Independence American Insurance Company	86.78	86.88	90.89	6/8/20
AARP Medicare Supplement Plans (UnitedHealthcare)	87.49	87.49	97.44	6/1/21
Elips Life Insurance Company	88.95	88.95	94.38	6/14/21
Aetna Health Insurance Company	89.54	90.47	95.05	3/1/21
Mutual of Omaha Insurance Company	90.90	93.86	99.79	4/15/21
United States Fire Insurance Company	91.21	91.21	96.72	7/1/21
Cigna National Health Insurance Company	91.40	91.40	96.96	7/27/20

Area Factor 1 | MALE | Zip 296 | As of 8/16/2021

Carrier Name	Discounted Rate*			Effective Date
	65	68	70	
SBLI USA Life Insurance Company	102.83	102.83	103.08	8/16/21
Members Health Insurance Company	96.00	118.75	134.00	5/1/16
AARP Medicare Supplement Plans (UnitedHealthcare)	98.83	98.83	110.04	6/1/21
Accendo Insurance Company	99.21	102.65	110.53	3/13/20
Manhattan Life Assurance Company of America	99.58	99.90	106.55	7/1/20
Elips Life Insurance Company	99.58	99.58	105.67	6/14/21
Independence American Insurance Company	99.79	99.90	104.53	6/8/20
Cigna National Health Insurance Company	101.46	112.20	107.62	7/27/20
Aetna Health Insurance Company	102.96	104.03	109.31	3/1/21
Resource Life Insurance Company	103.01	103.01	112.49	1/1/20

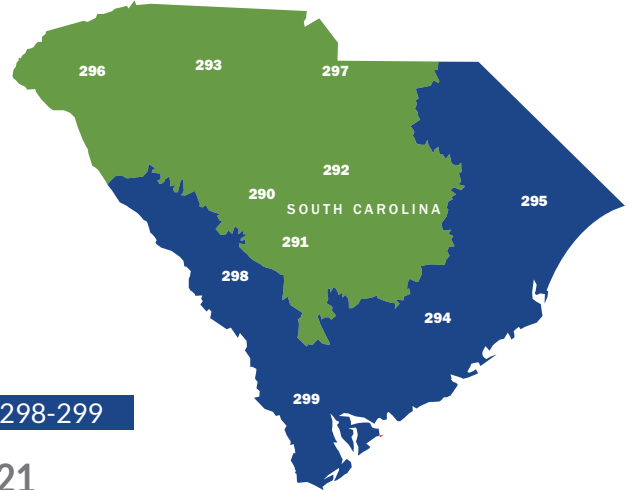
*Rates are net of household discounts. Carrier selection is based on Age 65 rates and includes the top 9 carriers plus SBLI USA. For agent use only. Not for use with consumers. Certain exclusions and limitations may apply. All products are not available in all areas. These are sample rates. Some products may be subject to underwriting. Tobacco rates may be higher. Rates are subject to change. Not affiliated with the United States government or federal Medicare program. Source of Premium Rates: CSG Actuarial data feed.

SOUTH CAROLINA | Plan N

PRODUCT HIGHLIGHTS:

Premium Rating Rule	Attained Age
GI Requirement(s)	NA
Special Enrollment Rules	NA
HHD Percent & Definition	12% Roommate*
e-App	Yes

*Reside with one person 18 years old or older for the past 12 months; or reside with your legal spouse



Area Factor 1: 290-293, 296-297

Area Factor 2: 294-295, 298-299

Area Factor 1 | FEMALE | Zip 296 | As of 8/16/2021

Carrier Name	Discounted Rate*			Effective Date
	65	68	70	
SBLI USA Life Insurance Company	65.78	67.80	72.51	8/16/21
Cigna National Health Insurance Company	65.05	71.07	75.39	7/27/20
Accendo Insurance Company	65.54	67.91	73.28	3/13/20
Aetna Health Insurance Company	66.07	68.40	73.98	3/1/21
Independence American Insurance Company	67.88	70.64	74.13	6/8/20
Elips Life Insurance Company	67.90	69.96	74.21	6/14/21
Mutual of Omaha Insurance Company	68.09	70.81	76.26	4/15/21
The Capitol Life Insurance Company	68.13	72.42	77.68	8/1/21
Manhattan Life Assurance Company of America	68.28	70.14	74.47	7/1/20
Union Security Insurance Company	68.36	71.58	76.45	4/1/21

Area Factor 1 | MALE | Zip 296 | As of 8/16/2021

Carrier Name	Discounted Rate*			Effective Date
	65	68	70	
SBLI USA Life Insurance Company	75.65	77.97	83.39	8/16/21
Cigna National Health Insurance Company	72.20	78.89	83.68	7/27/20
Members Health Insurance Company	74.00	91.50	103.50	5/1/16
Accendo Insurance Company	75.36	78.08	84.24	3/13/20
Aetna Health Insurance Company	75.99	78.63	85.05	3/1/21
Elips Life Insurance Company	76.04	78.32	83.08	6/14/21
Independence American Insurance Company	78.06	81.24	85.26	6/8/20
Mutual of Omaha Insurance Company	78.31	81.43	87.70	4/15/21
The Capitol Life Insurance Company	78.35	83.29	89.33	8/1/21
Manhattan Life Assurance Company of America	78.51	80.67	85.63	7/1/20

*Rates are net of household discounts. Carrier selection is based on Age 65 rates and includes the top 9 carriers plus SBLI USA. For agent use only. Not for use with consumers. Certain exclusions and limitations may apply. All products are not available in all areas. These are sample rates. Some products may be subject to underwriting. Tobacco rates may be higher. Rates are subject to change. Not affiliated with the United States government or federal Medicare program. Source of Premium Rates: CSG Actuarial data feed.