PROSPERITY LIFE GROUP®

ARIZONA | Plan F

PRODUCT HIGHLIGHTS:

Premium Rating Rule	Attained Age
GI Requirement(s)	NA
Special Enrollment Rules	NA
HHD Percent & Definition	7% Roommate*
e-App	Yes

*Reside with one person 18 years old or older for the past 12 months; or reside with your legal spouse.

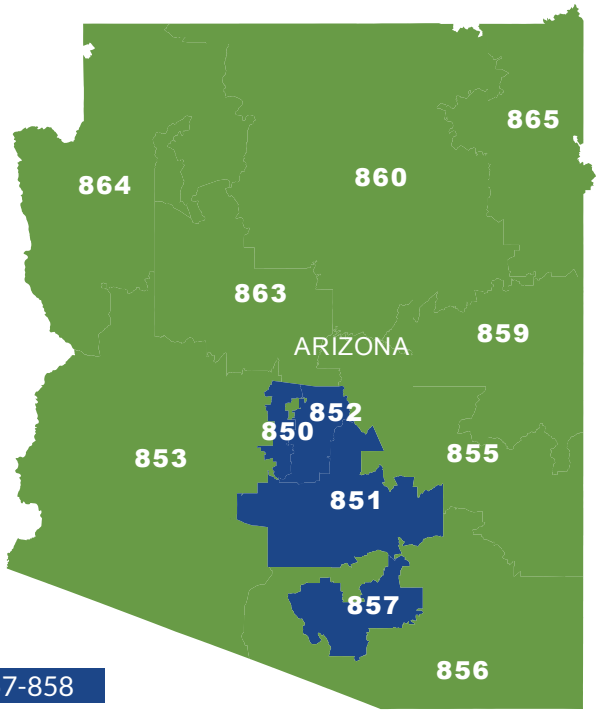

Area Factor 1: 853-856 | **Area Factor 2:** 850-852, 857-858

Area Factor 1 | FEMALE | Zip 853 | As of 8/16/2021

Carrier Name	Discounted Rate*			Effective Date
	65	68	70	
SBLI USA Life Insurance Company	**119.46**	**119.46**	**122.45**	**8/16/21**
Humana Insurance Company (Achieve)	115.67	121.76	133.93	1/1/21
Royal Arcanum	125.79	125.79	125.79	2/3/21
Accendo Insurance Company	126.79	132.24	138.26	3/1/21
The Capitol Life Insurance Company	127.61	127.61	133.99	8/1/21
Bankers Fidelity Assurance Company	128.89	134.41	145.46	11/5/20
Amerigroup Ins Co (Anthem)	129.53	159.40	180.36	1/1/21
Physicians Life Insurance Company	131.32	131.32	144.00	7/1/21
Aetna Health and Life Insurance Company	131.39	137.11	143.62	3/1/21
National Guardian Life Insurance Company	131.76	131.76	136.37	6/1/21

Area Factor 1 | MALE | Zip 853 | As of 8/16/2021

Carrier Name	Discounted Rate*			Effective Date
	65	68	70	
SBLI USA Life Insurance Company	**137.38**	**137.38**	**140.82**	**8/16/21**
Humana Insurance Company (Achieve)	133.15	140.14	154.12	1/1/21
Amerigroup Ins Co (Anthem)	140.30	170.74	193.44	1/1/21
Royal Arcanum	144.66	144.66	144.66	2/3/21
Physicians Life Insurance Company	145.15	145.15	159.16	7/1/21
Accendo Insurance Company	145.85	152.09	159.03	3/1/21
The Capitol Life Insurance Company	146.75	146.75	154.09	8/1/21
Bankers Fidelity Assurance Company	148.14	154.49	167.19	11/5/20
Blue Cross Blue Shield of Arizona	148.65	173.85	191.49	4/1/21
Aetna Health And Life Insurance Company	151.14	157.72	165.16	3/1/21

*Rates are net of household discounts. Carrier selection is based on Age 65 rates and includes the top 9 carriers plus SBLI USA. For agent use only. Not for use with consumers. Certain exclusions and limitations may apply. All products are not available in all areas. These are sample rates. Some products may be subject to underwriting. Tobacco rates may be higher. Rates are subject to change. Not affiliated with the United States government or federal Medicare program. Source of Premium Rates: CSG Actuarial data feed.

PROSPERITY LIFE GROUP®

ARIZONA | Plan G

PRODUCT HIGHLIGHTS:

Premium Rating Rule	Attained Age
GI Requirement(s)	NA
Special Enrollment Rules	NA
HHD Percent & Definition	7% Roommate*
e-App	Yes

*Reside with one person 18 years old or older for the past 12 months; or reside with your legal spouse.

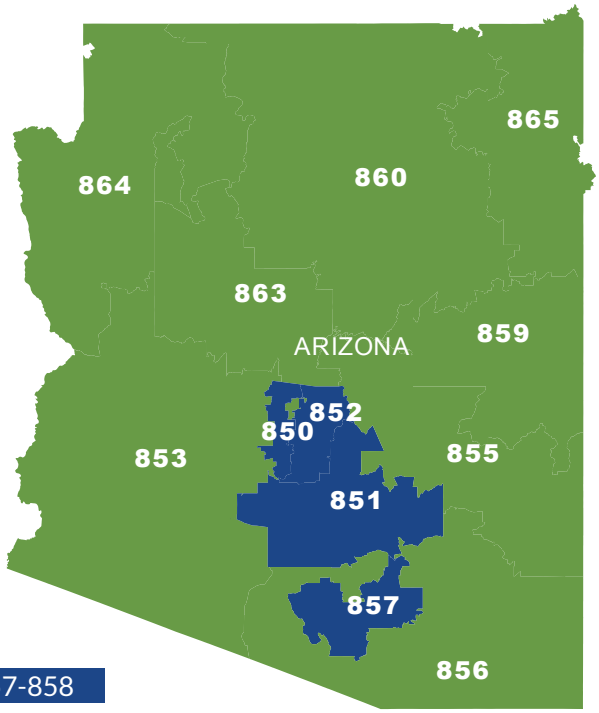

Area Factor 1: 853-856 | **Area Factor 2:** 850-852, 857-858

Area Factor 1 | FEMALE | Zip 853 | As of 8/16/2021

Carrier Name	Discounted Rate*			Effective Date
	65	68	70	
SBLI USA Life Insurance Company	**103.91**	**103.91**	**103.91**	**8/16/21**
Humana Insurance Company (Achieve)	98.31	103.50	113.88	1/1/21
Amerigroup Ins Co (Anthem)	104.93	131.28	148.17	1/1/21
AARP Medicare Supplement Plans, insured by UnitedHealthcare	105.05	105.05	116.94	6/1/21
The Capitol Life Insurance Company	106.31	106.31	110.29	8/1/21
National Guardian Life Insurance Company	107.34	107.34	111.11	6/1/21
Accendo Insurance Company	111.04	115.69	121.13	3/1/21
Aetna Health and Life Insurance Company	111.08	115.97	121.39	3/1/21
Independence American Insurance Company	112.10	115.80	120.14	8/27/20
Mutual of Omaha Insurance Company	113.22	118.59	118.59	3/1/21

Area Factor 1 | MALE | Zip 853 | As of 8/16/2021

Carrier Name	Discounted Rate*			Effective Date
	65	68	70	
SBLI USA Life Insurance Company	**119.50**	**119.50**	**119.50**	**8/16/21**
Humana Insurance Company (Achieve)	113.18	119.14	131.06	1/1/21
Amerigroup Ins Co (Anthem)	113.31	141.52	159.20	1/1/21
Blue Cross Blue Shield of Arizona	114.23	133.59	147.15	4/1/21
AARP Medicare Supplement Plans, insured by UnitedHealthcare	118.81	118.81	132.24	6/1/21
The Capitol Life Insurance Company	122.25	122.25	126.84	8/1/21
National Guardian Life Insurance Company	123.45	123.45	127.78	6/1/21
Physicians Life Insurance Company	126.98	126.98	139.23	7/1/20
Accendo Insurance Company	127.65	133.03	139.33	3/1/21
Aetna Health and Life Insurance Company	127.74	133.32	139.67	3/1/21

*Rates are net of household discounts. Carrier selection is based on Age 65 rates and includes the top 9 carriers plus SBLI USA. For agent use only. Not for use with consumers. Certain exclusions and limitations may apply. All products are not available in all areas. These are sample rates. Some products may be subject to underwriting. Tobacco rates may be higher. Rates are subject to change. Not affiliated with the United States government or federal Medicare program. Source of Premium Rates: CSG Actuarial data feed.

07/22/2021

PROSPERITY LIFE GROUP®

ARIZONA | Plan N

PRODUCT HIGHLIGHTS:

Premium Rating Rule	Attained Age
GI Requirement(s)	NA
Special Enrollment Rules	NA
HHD Percent & Definition	7% Roommate*
e-App	Yes

*Reside with one person 18 years old or older for the past 12 months; or reside with your legal spouse.

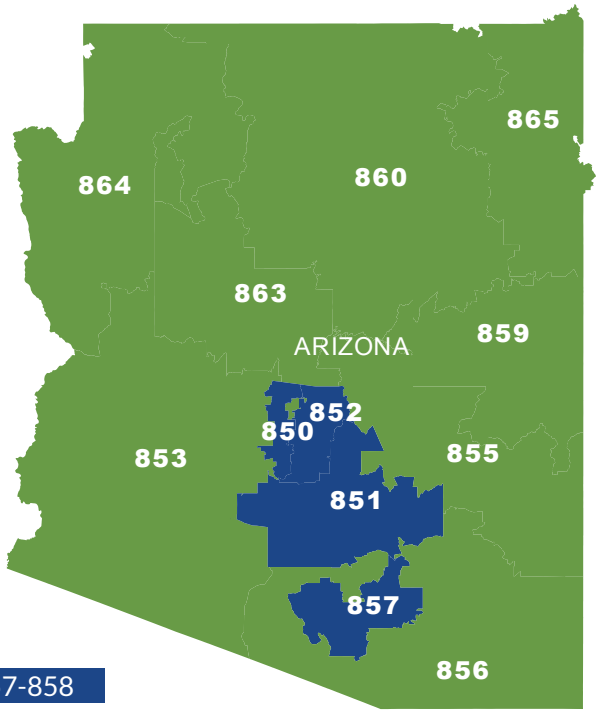

Area Factor 1: 853-856 | **Area Factor 2:** 850-852, 857-858

Area Factor 1 | FEMALE | Zip 853 | As of 8/16/2021

Carrier Name	Discounted Rate*			Effective Date
	65	68	70	
Shenandoah Life Insurance Company	**76.04**	**78.32**	**83.02**	**8/16/21**
The Capitol Life Insurance Company	77.29	80.37	84.82	8/1/21
Humana Insurance Company (Achieve)	81.34	85.65	94.27	1/1/21
Aetna Health and Life Insurance	82.73	87.61	92.33	3/1/21
Accendo Insurance Company (a CVS company and Aetna affiliate)	83.81	88.69	93.34	3/1/21
Royal Arcanum	84.63	84.63	84.63	2/3/21
AARP Medicare Supplement Plans, insured by UnitedHealthcare	84.66	84.66	94.29	6/1/21
Bankers Fidelity Assurance Company	84.73	88.36	95.63	11/5/20
National Guardian Life Insurance Company	84.87	84.87	87.84	6/1/21
Mutual of Omaha Insurance Company	85.94	90.82	95.42	3/1/21

Area Factor 1 | MALE | Zip 853 | As of 8/16/2021

Carrier Name	Discounted Rate*			Effective Date
	65	68	70	
Shenandoah Life Insurance Company	**87.45**	**90.07**	**95.48**	**8/16/21**
The Capitol Life Insurance Company	88.88	92.44	97.55	8/1/21
Blue Cross Blue Shield of Arizona, Inc.	90.07	105.35	116.04	4/1/21
Humana Insurance Company (Achieve)	93.67	98.61	108.51	1/1/21
Amerigroup Insurance Company (Anthem)	94.45	117.08	132.06	6/1/21
Aetna Health and Life Insurance	95.12	100.78	106.20	3/1/21
AARP Medicare Supplement Plans, insured by UnitedHealthcare	95.74	95.74	106.60	6/1/21
Accendo Insurance Company (a CVS company and Aetna affiliate)	96.35	102.01	107.31	3/1/21
Royal Arcanum	97.32	97.32	97.32	2/3/21
Bankers Fidelity Assurance Company	97.39	101.56	109.91	11/5/20

*Rates are net of household discounts. Carrier selection is based on Age 65 rates and includes the top 9 carriers plus SBLI USA. For agent use only. Not for use with consumers. Certain exclusions and limitations may apply. All products are not available in all areas. These are sample rates. Some products may be subject to underwriting. Tobacco rates may be higher. Rates are subject to change. Not affiliated with the United States government or federal Medicare program. Source of Premium Rates: CSG Actuarial data feed.

07/22/2021